


# TECHNICAL DATA THEATERZAAL CC HET SPOOR

EILANDSTRAAT 6 – 8530 HARELBEKE



## CONTACT

Address:

Cultural Centre CC het SPOOR

Eilandstraat 6, 8530 Harelbeke

Phone +32 56 733 420

[onthaal@cchetspoor.be](mailto:onthaal@cchetspoor.be)

[www.cchetspoor.be](http://www.cchetspoor.be)

Director/Promotor theatre

Frederik Bossuyt

Phone +32 486 34 36 31

[Frederik.bossuyt@harelbeke.be](mailto:Frederik.bossuyt@harelbeke.be)

Promotor music/comedy

Joachim Decoutere

Phone +32 479 94 09 23

[Joachim.decoutere@harelbeke.be](mailto:Joachim.decoutere@harelbeke.be)

Technicians:

Hans Valcke

Phone +32 478 56 74 53

[Hans.valcke@harelbeke.be](mailto:Hans.valcke@harelbeke.be)

Sander Houtekier

Phone +32 495 59 77 97

[sander.houtekier@harelbeke.be](mailto:sander.houtekier@harelbeke.be)

Mattias Sercu

Phone +32 0498 81 42 94

[mattias.sercu@harelbeke.be](mailto:mattias.sercu@harelbeke.be)

Thijs Desodt

Phone +32 498 56 75 78

[thijs.desodt@harelbeke.be](mailto:thijs.desodt@harelbeke.be)

**TABLE OF CONTENTS**

Stage design..... 2  
 Theatre hall in general..... 2  
 Stage Floor..... 3  
 Rigging / fly system (details on the ‘trekkenplan’)..... 3  
 Curtains/legs/borders (see drawing plan)..... 3  
 Artist rooms / dressing rooms..... 4  
 Electricity and dimmers..... 4  
 Electrical power supply stage..... 4  
 Dimmers ..... 4  
 LIGHT ..... 5  
 Light controllers..... 5  
 Theatre spots..... 5  
 LED fixtures..... 5  
 Hazer..... 5  
 Color filters /gels ..... 5  
 Tripods and light-towers ..... 5  
 Draft plan..... 6  
 Sound..... 7  
 Speakers ..... 7  
 Monitors ..... 7  
 Mixing tables ..... 7  
 Tripods + Microphones..... 7  
 Video..... 8  
 Projector ..... 8  
 Screen ..... 8  
 Piano..... 8  
 Aerial platform SKYJACK SJ16e..... 8  
 Loading and unloading ..... 9  
 Travel directions ..... 9




STAGE DESIGN

THEATRE HALL IN GENERAL

- Dimensions of the theatre:
 

Parterre(ground floor) 8.5m depth op 15.75m wide	<b>126 seats with foh</b>
	<b>138 seats without foh</b>
Grandstand: 15.5m depth op 15.75 wide	<b>241 seats</b>
Max. seats in the theatre hall	<b>379 seats</b>
- Stage opening size: 5.15 m high/ 12 m wide
- There is no stage tower or fire curtain
- Theatre hall is completely darkened



**STAGE FLOOR**

- Dimensions of playing surface/stage with legs and black backdrop (curtain on rails): 12m wide/ 10m deep.
- Dimensions of the stage without legs and backdrop: 18.5m wide/12m deep.
- Stage height (ground floor -> stage): 76cm.
- Stage floor is concrete plywood (18mm thick) and has no slope.
- There is no nailing or screwing allowed in the stage! Of course, painting work is also not allowed on stage. Sets must always enter the theatre finished.

**RIGGING / FLY SYSTEM (DETAILS ON THE 'TREKKENPLAN')**

- 1 hall bridge (Alu trio 290) 12m long, max height 6m with 12 separate dimmer points + DMX 5PIN.
- 1 portal bridge (Alu trio 290) 12m long max. height 5.50m with 12 separate dimmer points + DMX 5PIN.
- 5 fixed pulls/bars, Ø48mm, 12m long, max height 5.50m with 12 separate dimmer points.
- 5 moving bars, Ø48mm, 11m long, max height 5.50m with 10 CEE dimmer points of which 5 separate dimmer-lines(symmetrically duplicated) + transition CEE to schuko present + DMX 3PIN.
  - WLL evenly distributed weight 250 Kg.
  - WLL point load 100 kg.
- 1 moving back truss (Alu trio 290) 12m long, max. Height 5.50m with 8 schuko dimmer points + DMX 5PIN.
  - WLL evenly distributed weight 500 Kg.
  - WLL point load 240 kg.

**CURTAINS/LEGS/BORDERS (SEE DRAWING PLAN)**

- 12 legs (velvet delta black) attached to suspension system with rotodrapier with which a black-box can easily be made.
  - Dimensions: 5.5m high by 2m wide.
- 4 Legs (velvet delta black)
  - Dimensions: 5m high by 2m wide.
- 6 top-borders (velvet delta black) attached to suspension system (can't be moved)
  - Dimensions: 1.25m high by 12m wide.
- Black backdrop draped in 4 parts on rail system.
  - Dimensions: 5.5m high by 3m wide.
- Front curtain draped in 2 parts (velvet delta black) Greek opening
- White Horizon backdrop.
  - Dimensions: 5.5m high by 12m wide.
  - Dimensions: 5m high by 12m wide

## ARTIST ROOMS / DRESSING ROOMS

The 4 separate Boxes (Loges) are located on the COUR side (stage left) and are each equipped with toilets and showers.

- Loge 1 : 20 people
- Loge 2: individual box
- Loge 3: individual box
- Loge 4: 6 persons

## ELECTRICITY AND DIMMERS

### ELECTRICAL POWER SUPPLY STAGE

- Power current connection are located JARDIN (stage right)
  - 1\* 3 x 400V + N PE CEE 125A
  - 2\* 3 x 400V+N PE CEE 63A
  - 2\* 3 x 400V + N PE CEE 32A                   1 for sound!
  - 7\* 3 x 400V + N PE CEE 32A                   **fused at 20A!**
- Power current connection old JARDIN technical control cabin at the top of the grandstand
  - 1\*3 x 400V + N PE CEE 32A
- Sufficient fixed voltage cour en jardin 220v (Belgian outlets)

### DIMMERS

A total of 72 dimmers (ETC ColorSource ThruPower 24x10A) are available via hardpatch box with sufficient powercon TRUE1 cables.

All dimmers have 3 modes: relay, dim, fixed voltage.

## LIGHT

### LIGHT CONTROLLERS

- Chamsys MQ80 + extra wing compact
- Chauvet Artnet NODE NET-X II
- ADB Domino 48

### THEATRE SPOTS

- |                                    |                            |                       |
|------------------------------------|----------------------------|-----------------------|
| ▪ 18* PC ADB C101                  | 1Kw + barndoors            | 10° - 65°             |
| ▪ 10* PC Coemar Passo              | 1Kw + barndoors            |                       |
| ▪ 4* profile spotlights ADB DW 105 | 1kw + iris and gobo holder | 15°-38°               |
| ▪ 5* profile spots ADB DS 105      | 1kw + iris and gobo holder | 15°-31°               |
| ▪ 2* profile spotlights ADB DS 101 | 1kw + iris and gobo holder | 15°-31°               |
| ▪ 8* ACP ADB 1001                  | 1Kw + gel-frame            |                       |
| ▪ 4* ACP CCT                       | 1Kw + gel-frame            |                       |
| ▪ 34* PAR64                        | 1Kw + gel-frame            | choice of CP 60,61,62 |

### LED FIXTURES

- |                                     |                  |            |
|-------------------------------------|------------------|------------|
| ▪ 12* Robe ledbeam 150              | 7 x 40W RGBW     | 3.8° - 60° |
| ▪ 9* Robe T11 profile with PC lens  | CMY/RGB of RGBAL | 5° - 50°   |
| ▪ 15* Showtec spectral M800 Q4 TOUR | 14 x RGBW        | 10°-19°    |
| ▪ 5* Showtec pixelbar 18 Q4 TOUR    | 18 x 8W RGBW     | 40°        |

### HAZER

- Antari HZ 500 hazer


### COLOR FILTERS /GELS

- Extensive colour filter LEE range

### TRIPODS AND LIGHT-TOWERS

- 4 black ballet towers W: 58cm; H: 65cm-125cm-185cm
- 2 black ballet towers W: 58cm; H: 65cm-125cm

DRAFT PLAN



## SOUND

### SPEAKERS

Fully room-wide system that is stacked on stage, adjusted by certified system technician. The front system consists of:

- Left
  - 1 x L-acoustics arcs FOCUS
  - 1 x L-acoustics arcs WIDE
  - 1 x L-acoustics SB 18M
- Frontfill
  - 2 x L-acoustics 8XT
- Right
  - 1 x L-acoustics arcs FOCUS
  - 1 x L-acoustics arcs WIDE
  - 1 x L-acoustics SB 18M
- Amplifiers
  - 2 x L-acoustics LA4x

### MONITORS

- 6 x L-acoustics X12 + 2 x rigging brackets with 2 x L-acoustics LA4x

### MIXING TABLES

- 1 x Allen&Heath SQ7 + 2 SLINK ports(digital)
- 1 x Allen&Heath QU24 (digital)
- 1 x AR2412
- 2 x DX168

### TRIPODS + MICROPHONES

- Micro tripods
  - 20 large tripods
  - 11 small tripods
  - 1 bass drum stand
  - 1 tripod with round base
- Speaker stands
  - 4 Gravity tripods
  - 2 K&M tripods



- Mircophones
  - 1\* Shure Beta 52a                      6\* DI AUDIO DAP
  - 3\* Shure sm58
  - 3\* Shure beta sm58a
  - 4\* Shure sm57
  - 1\* Sennheiser e906
  - 3\* Sennheiser e604
  - 2\* AKG C430
- Wireless Microphones
  - 1\* ULXD4QE receiver
  - 2\* ULXD1 bodypack + TH53T omnidirectional (color: cacao)
  - 1\* ULXD2 handheld smB58a
  - 1\* ULXD2 handheld sm58

## VIDEO

## PROJECTOR

- 1\* Epson eb-pu1008b (Fixed in the theatre hall, see plan)8500 ANSI lumen Laser.
  - Epson ELPLM08 standard lens for fixed projection screen.
  - Epson ELPLU03S
- 1\* Barco projector PHWU-81B 7500 ANSI lumens.
  - H-Lens type 2.2-2.7 : 1

There are HDMI connections on the JARDIN STAGE, FOH, Regie JARDIN at the top of the stands. Sdi connection can be provided by converters.

## SCREEN

- Fixed projection screen
  - Fixed in the middle of the stage, 8.5m from the edge of the stage.
  - 6m wide by 3.75m high.

There can also be project on the white horizon backdrop. Note that it's no retro projection.

## PIANO

There is a piano Yamaha s6x present on stage.

## AERIAL PLATFORM SKYJACK SJ16E

There are 2 aerial work platforms present, 1 in the hall and 1 on stage with a working height of up to 6.58m.

## LOADING AND UNLOADING

The theatre hall is located on a level difference of 1.60m compared to the car park. Loading and unloading is done from the car park on the ground floor via a freight elevator (maximum 2000kg – W:2.4m L:1.9m H:1.6). Through the roll-up gate(4.90m wide by 3.20m high) you come directly on stage-level.

## TRAVEL DIRECTIONS

